

**WRITING**

**WRITING TASK 1**

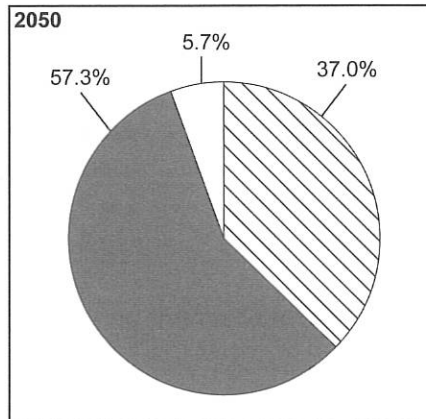
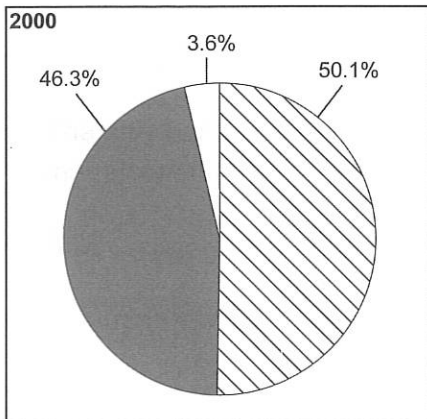
You should spend about 20 minutes on this task.

*The charts below give information on the ages of the populations of Yemen and Italy in 2000 and projections for 2050.*

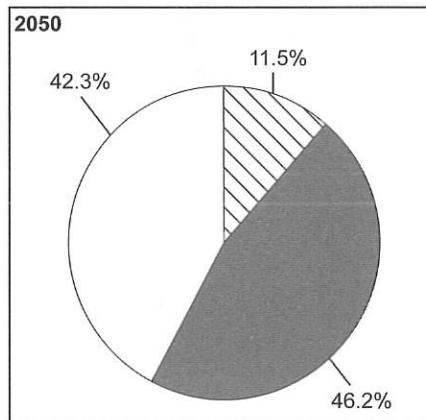
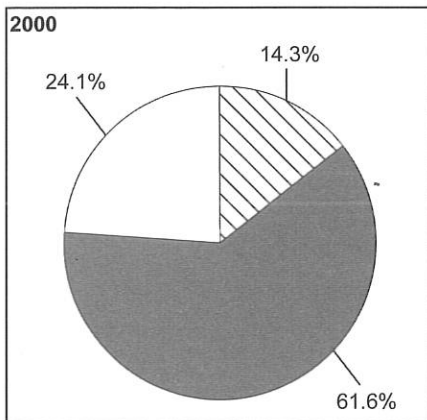
*Summarise the information by selecting and reporting the main features, and make comparisons where relevant.*



Write at least 150 words.

**YEMEN**



**ITALY**



 0-14 years    
  15-59 years    
  60+ years